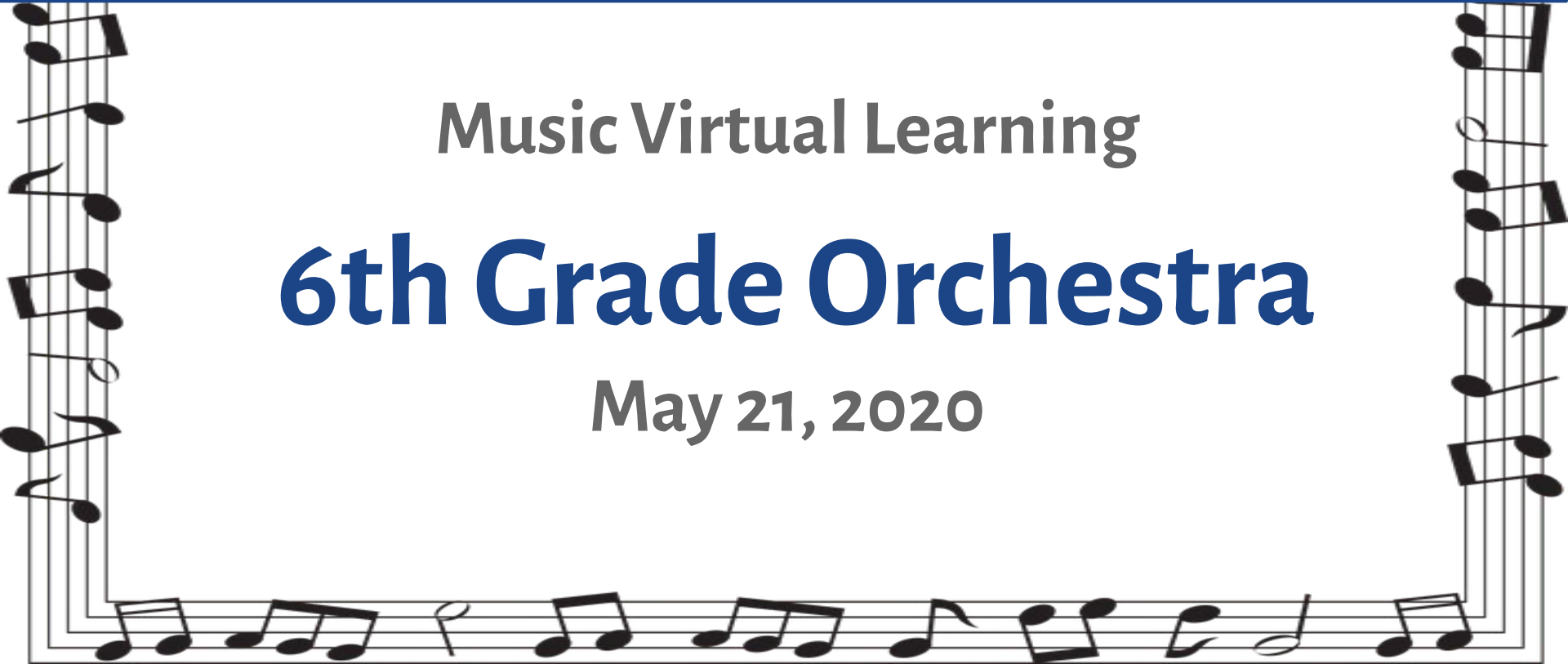




Music Virtual Learning

# 6th Grade Orchestra

May 21, 2020



## 6th Grade Orchestra

Lesson: May 21, 2020

### **Objective/Learning Target:**

Students will learn a simple chord progression and explore elements of writing music

# Warm-Up



One of the best options for finding quality sheet music is to go directly to published music that is composed or arranged specifically for your instrument and level!

Watch this video about  
using filters on websites:

### Saving Video

This video is being saved to Google Drive.


## List of websites where you can purchase published music:

Provide music from multiple publishers:

- [www.JWPepper.com](http://www.JWPepper.com)
- [www.SheetMusicPlus.com](http://www.SheetMusicPlus.com)
- [www.SharMusic.com](http://www.SharMusic.com)
- [www.MusicNotes.com](http://www.MusicNotes.com)

Specific publishers:

- [www.halleonard.com](http://www.halleonard.com)
- [www.alfred.com](http://www.alfred.com)
- [www.ovationpress.com](http://www.ovationpress.com)
- [www.carlfischer.com](http://www.carlfischer.com)
- Etc!!



Explore these  
websites to see if you  
find any music that  
interests you!



## Local music stores that carry published sheet music and books:

The following shops carry *method books*:

- Wyatt Violin Shop ([www.wyattviolin.com](http://www.wyattviolin.com))
- Palen Music Center
- Meyer Music

The following shops carry *sheet music*:

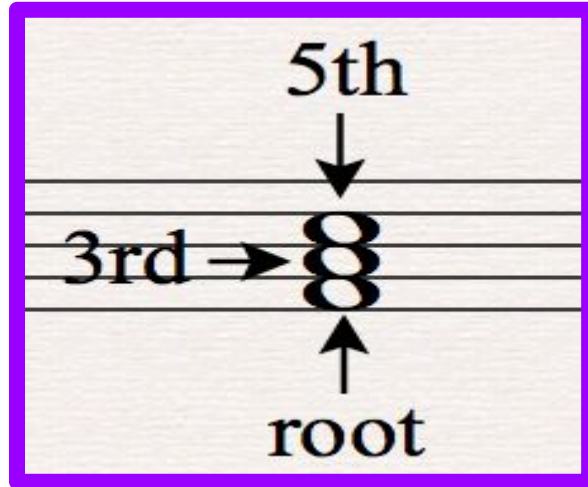
- Luyben Music (but they are closing down soon..)
  - REW Music
  - Music&Arts ([www.musicarts.com](http://www.musicarts.com))
- 

# Lesson



# Building Triads

Last week, we learned how to stack a third and a fifth interval from the root note to create a chord:





# Building Triads in a Scale

We are going to learn the basics of composing music, but first, here are the foundations.

If we take all the notes of a C major scale, then build triads from those notes, we get all of the chords in that key. Each one has a name and function.

C-D-E-F-G-A-B-C

# Building Triads in a Scale

In music, we label each chord of the scale with Roman numerals

Here are the chords of the C major scale. Notice each Roman numeral. They are capitalized if it is a major chord and lower case if it is a minor chord.

A musical staff in treble clef showing the C major scale. The notes are C, D, E, F, G, A, B, C. Below each note is a triad of notes: C (C, E, G), D (D, F, A), E (E, G, B), F (F, A, C), G (G, B, D), A (A, C, E), B (B, D, F), and C (C, E, G). Below each triad is a Roman numeral: I, ii, iii, IV, V, vi, vii°, and I. The entire staff is enclosed in a red border.

Triad	Notes	Roman Numeral
I	C, E, G	I
ii	D, F, A	ii
iii	E, G, B	iii
IV	F, A, C	IV
V	G, B, D	V
vi	A, C, E	vi
vii°	B, D, F	vii°
I	C, E, G	I

# Building Triads in a Scale

For this lesson, we will focus on finding the I, IV, and V chord. Notice that the triads are built on the first, fourth, and fifth notes of the scale.

A musical staff in treble clef showing a C major scale with triads built on each note. The notes are G, A, B, C, D, E, F, G. The triads are labeled I, ii, iii, IV, V, vi, vii<sup>o</sup>, I. The I, IV, and V triads are highlighted with blue arrows pointing to them.

Triad	Notes
I	G, E, C
ii	A, F, D
iii	B, G, E
IV	C, A, F
V	D, B, G
vi	E, C, A
vii <sup>o</sup>	F, D, B
I	G, E, C

# Chord Progressions

Chords are the building blocks of songs. When you start playing them one after another, that is called a chord progression.

One of the most common chord progressions is:

**I - IV - V**

This I-IV-V progression is used in rock, blues, pop and many other genres!



# Explore Composing

**Build On What You've Learned  
To Compose Music!**

**Key  
Signatures**

**Scales**

**Intervals**

**Triads and  
Chord  
Progressions**

# Explore Composing

One way many start writing music is to start with a melody. Think simple! You can start with a few notes and expand from there.

You can try different patterns that sound good on your instrument and try putting them together. Then start writing the patterns down!




# Explore Composing

**Try making your own melody!**

Click [HERE](#)

- The notes are in C major
- Click on a variety of intervals to explore different sounds.
  - Start simple!
- Play it back and see if you like it!

# Explore Composing



Once you have a melody line you like, you can add a simple harmony part by writing thirds (remember your intervals?) below the melody line.

Example:





# Explore Composing



Another way to add harmony parts to your composition is to start with the notes of the chords we learned to write a melody.

1. Pick a key signature (ex. D major)
2. Figure out the notes of the I, IV, and V chords
3. Explore a melody using the notes of the chords
4. To add a harmony part, add the I, IV, and V chords back in.

# Review



# Theory Review

<https://www.musictheory.net/> This is an great resource to explore and review any of the music theory concepts we have learned! Music theory helps us to be better musicians and understand how to write music!

Intervals

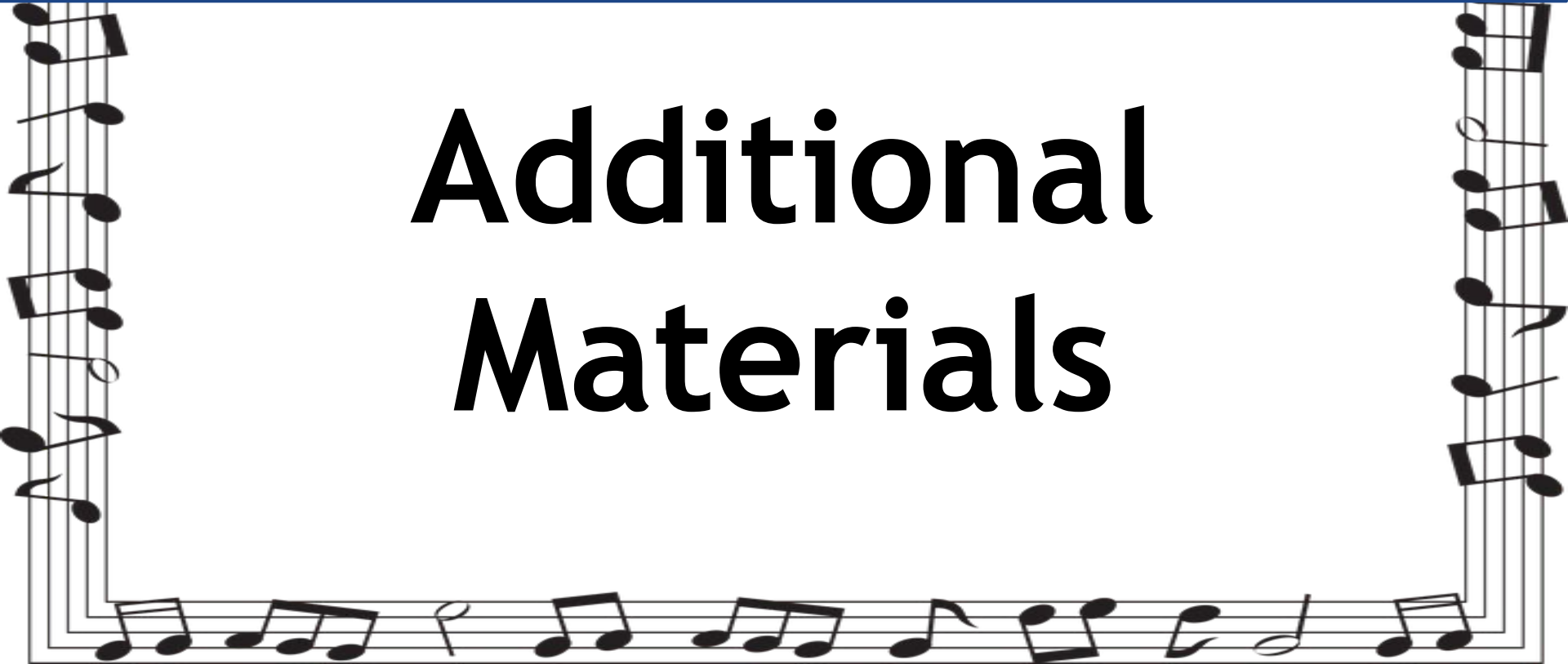
Triads

Key Signatures

Scales

Chord Progressions

# Additional Materials



# Composition Resources


Free Blank Staff Paper: <https://www.blanksheetmusic.net/>

Free Music Writing Website: <https://musescore.org/en>

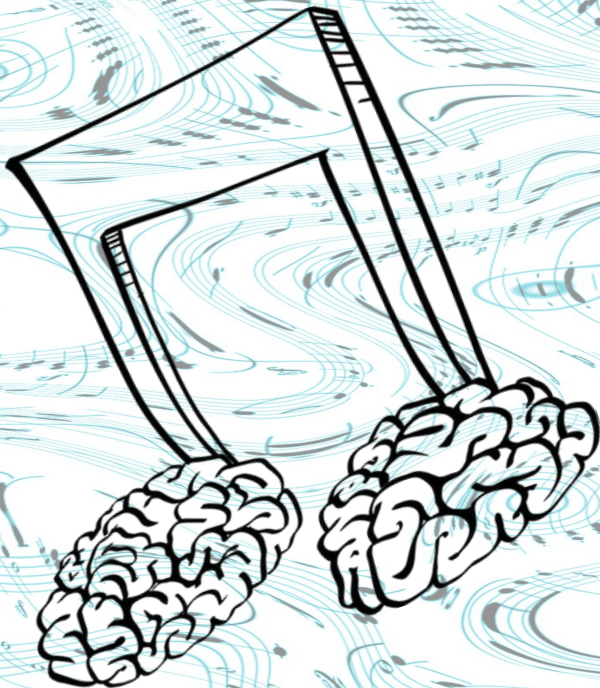
Tips for  
writing  
melodies

Writing  
Melodies 

# Self-Assessment



# Get Creative!



**Try writing a melody line and play it on your instrument. Add a harmony part if you can.**

**Your orchestra teachers would love to see your work and we can send you a recording of the parts if you would like!**