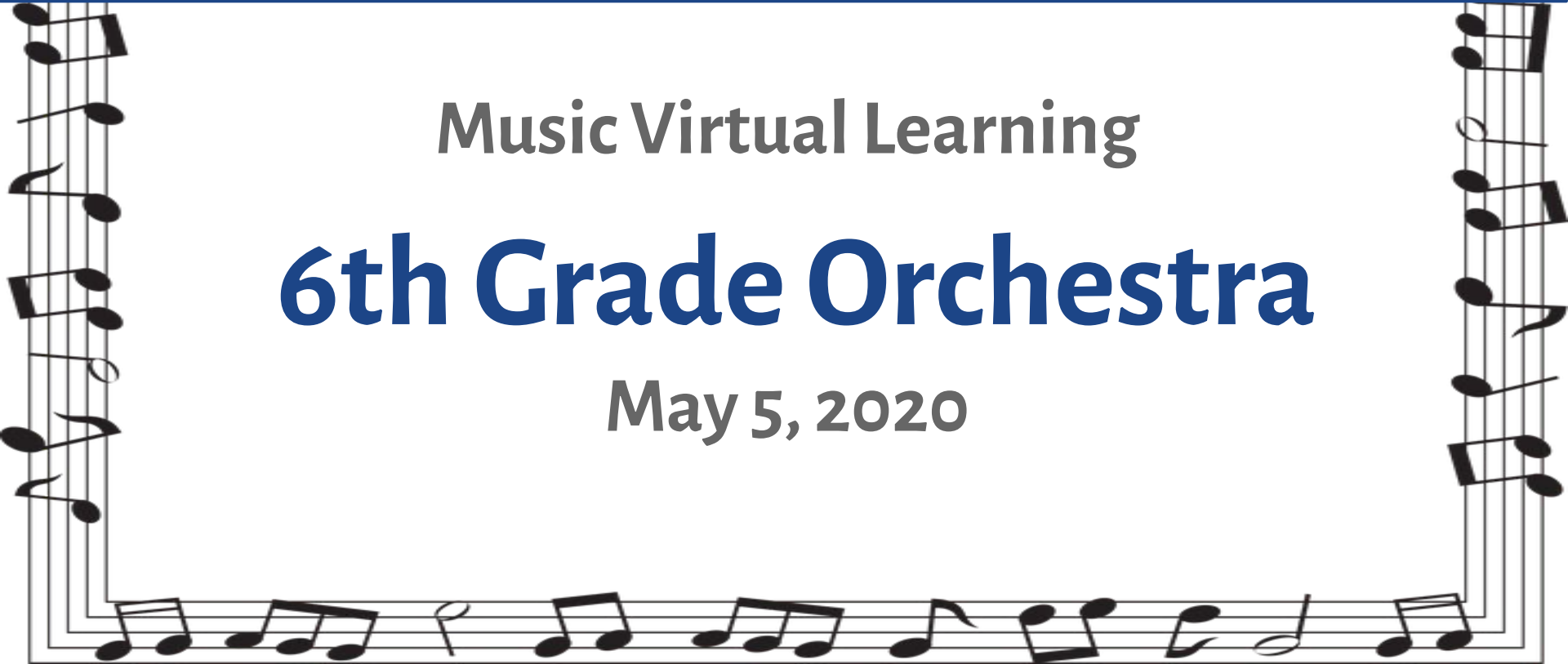




Music Virtual Learning

6th Grade Orchestra

May 5, 2020



6th Grade Orchestra

Lesson: May 5, 2020

Objective/Learning Target: “I can count 16th note, dotted 16th note and triplet patterns”

Warm-Up



Relaxed Bows




**Ms. G and Lizzie Explain
Relaxed Bows**

**Violins and Violas
Watch Here**



**Cellos and Bases
Watch Here**




Lesson

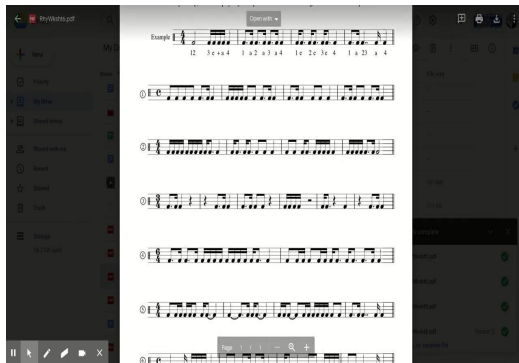


16TH NOTE AND TRIPLET RHYTHMS

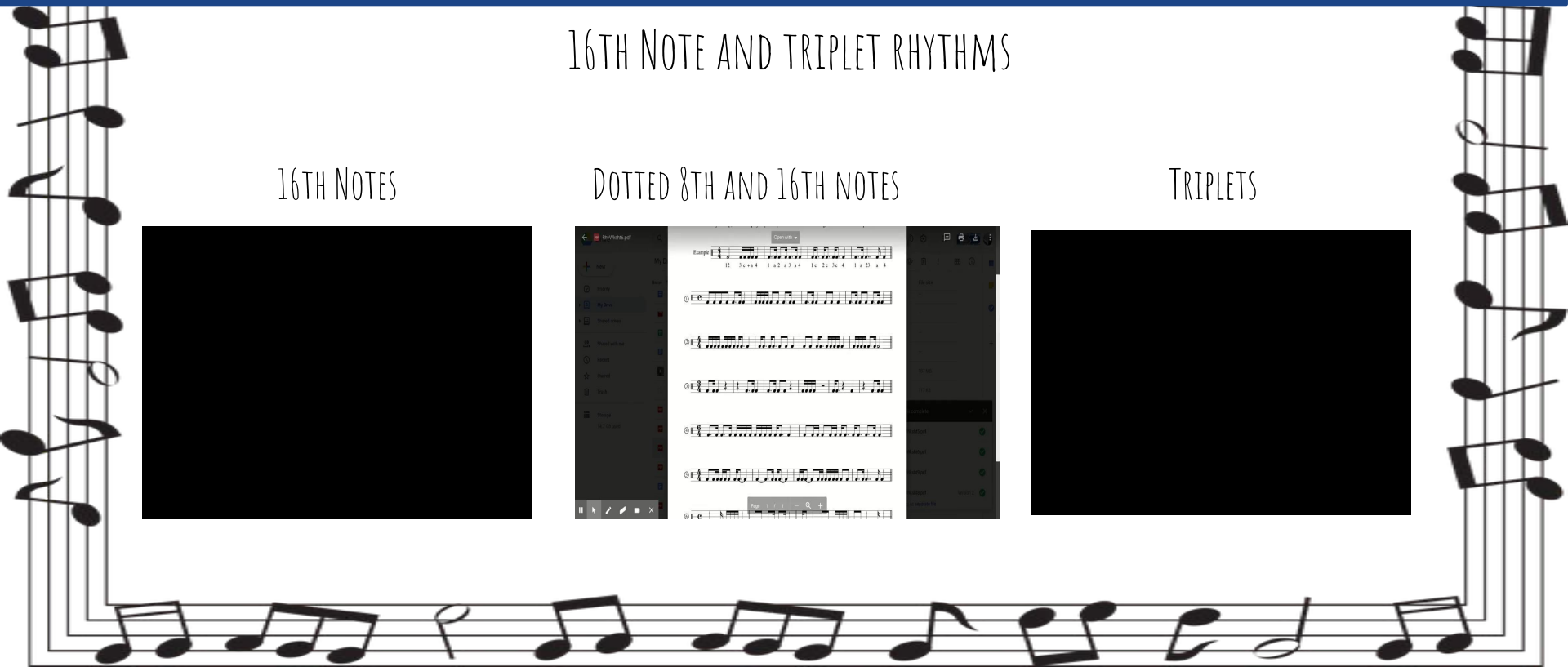

16TH NOTES



DOTTED 8TH AND 16TH NOTES



TRIPLETS



16TH NOTE EXAMPLES

TRY CLAPPING, SAYING, AND PLAYING!

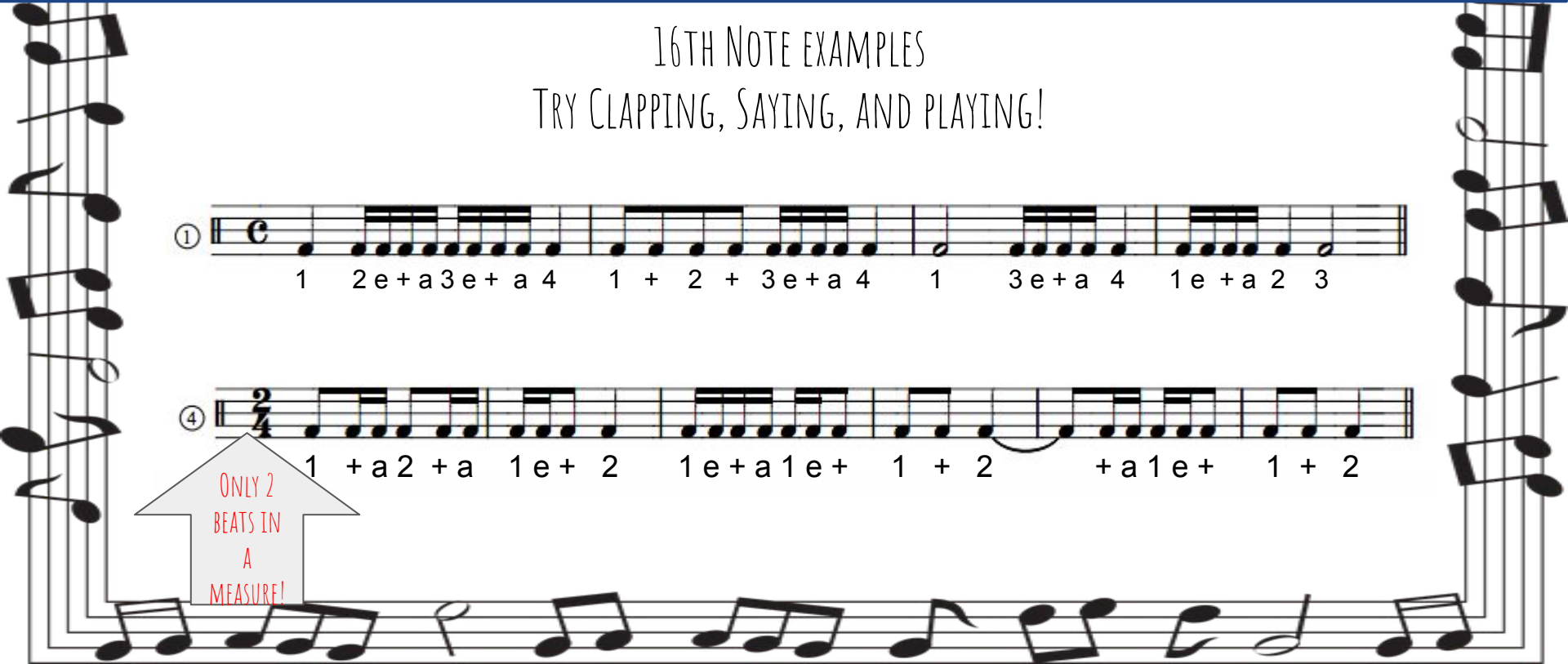
①  **C**

1 2 e+a 3 e+a 4 1 + 2 + 3 e+a 4 1 3 e+a 4 1 e+a 2 3

④  **2/4**

1 + a 2 + a 1 e+ 2 1 e+a 1 e+ 1 + 2 + a 1 e+ 1 + 2

ONLY 2 BEATS IN A MEASURE!




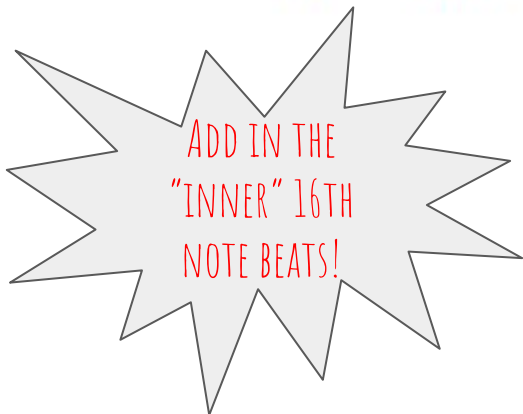
DOTTED 16TH NOTE PATTERNS

Example



12 3 e + a 4 1 a 2 a 3 a 4 1 e 2 e 3 e 4 1 a 2 3 a 4

↑ ↑ ↑ ↑ ↑ ↑ ↑ ↑
 e+ e+ e+ +a +a +a e+ e+



MATH TIME!

HOW MANY 16TH NOTES FIT INTO EACH BOXED NOTE/PATTERN?

②

A musical staff in 4/4 time. The notes are: quarter, quarter, quarter, quarter, dotted quarter, quarter, quarter, quarter, dotted quarter, quarter, quarter, quarter, quarter, dotted quarter, quarter, quarter, quarter. Four red boxes are drawn around the 5th, 6th, 9th, and 14th notes.

⑤

A musical staff in 4/4 time. The notes are: quarter, quarter, quarter, quarter, dotted quarter, quarter, quarter, quarter, dotted quarter, quarter, quarter, quarter, dotted quarter, quarter, quarter, quarter, dotted quarter, quarter, quarter, quarter. Five red boxes are drawn around the 5th, 6th, 7th, 10th, and 13th notes.

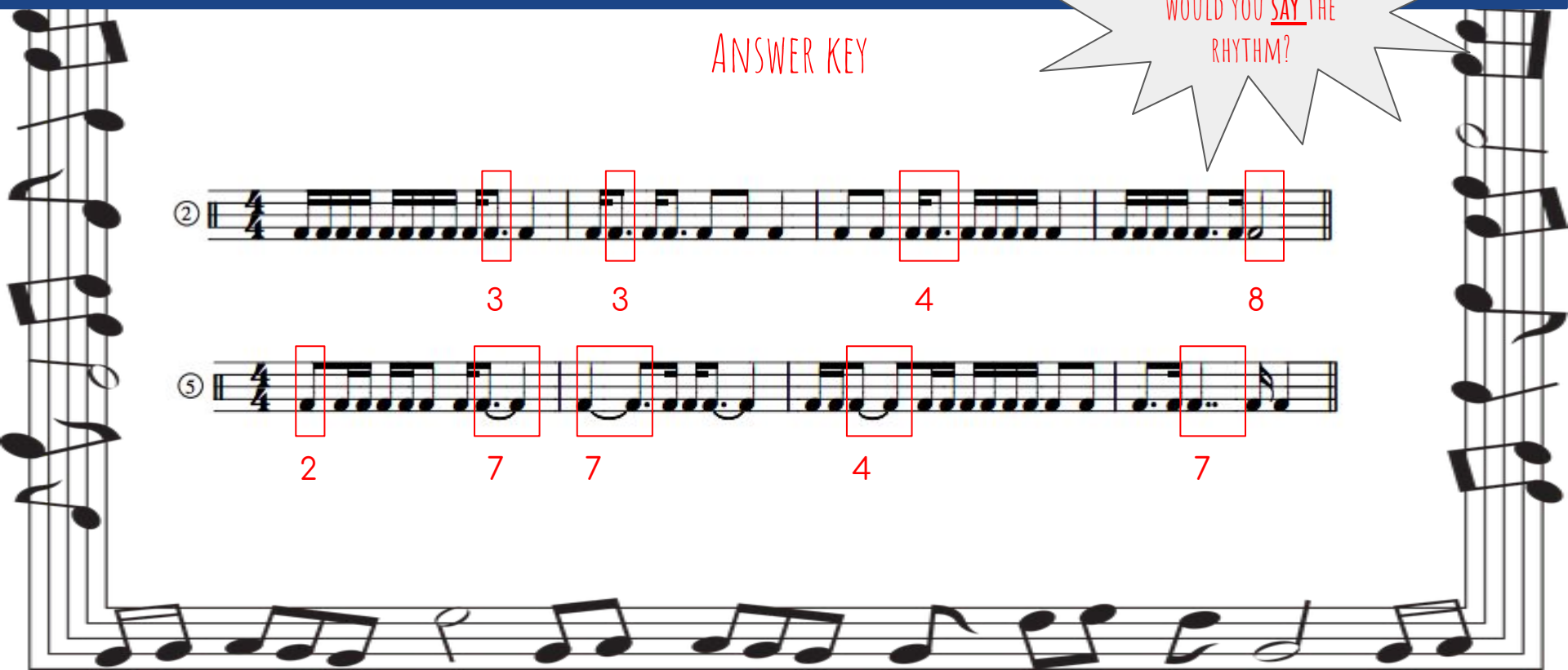


ANSWER KEY

BONUS QUESTION: HOW
WOULD YOU SAY THE
RHYTHM?

Two musical staves in 4/4 time. The first staff is labeled with a circled 2 and has four red boxes around groups of notes with counts 3, 3, 4, and 8 below them. The second staff is labeled with a circled 5 and has five red boxes around groups of notes with counts 2, 7, 7, 4, and 7 below them.

Staff	Measure	Count
2	3	3
	4	3
	7	4
	8	8
5	1	2
	2	7
	3	7
	4	4
	5	7



TRY SAYING TRIPLET RHYTHMS!
(REMEMBER: 3 TRIPLET NOTES FIT INTO ONE BEAT)

Example



1 2 3 la li 4 1 la li 2 la li 3 4 1 + 2 3 la li 4 1 la li 2 3 4

Instead of “la li”, try saying “1 and a” or “trip-o-let”



A FEW NOTES ABOUT TRIPLETS



IF 3 TRIPLETS, FIT INTO A BEAT, THEN 6 TRIPLETS FIT INTO A HALF NOTE!

OR 9 TRIPLETS FIT INTO A DOTTED HALF NOTE!



TWO TRIPLETS FIT INTO WHAT LOOKS LIKE A QUARTER NOTE, WHEN THE "3" SHOWS THAT IT SHOULD BE A TRIPLET PATTERN.








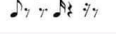







GO TO

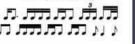
WWW.THERHYTHMTRAINER.COM


AND CHOOSE THE 16TH NOTE
AND DOTTED RHYTHMS!

*START OUT WITH JUST ONE OR TWO PATTERNS

RHYTHM GUIDE

 BAJA BLAST 	 HOT CHOCOLATE 	 GLUTEN FREE CEREAL 	 TIC TAC 
 EIGHTH EIGHTH HALF	 PAY ATTENTION, RYAN 	 CRUNCHWRAP SUPREME 	 SCHOENBERG ISN'T CONTEMPORARY 

CHICKEN FETTUCCINE ALFREDO WITH BRIOCCOLI AND A SIDE OF FRESHLY TOASTED GARLIC BREAD WITH A DRINK OF YOUR CHOICE


ham




Review

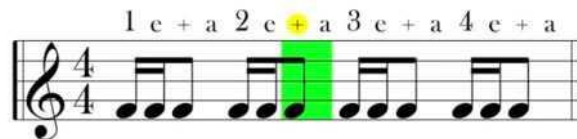


USE THESE WORKSHEETS AND VIDEO TO REVIEW

16TH NOTES

DOTTED 8TH AND 16TH

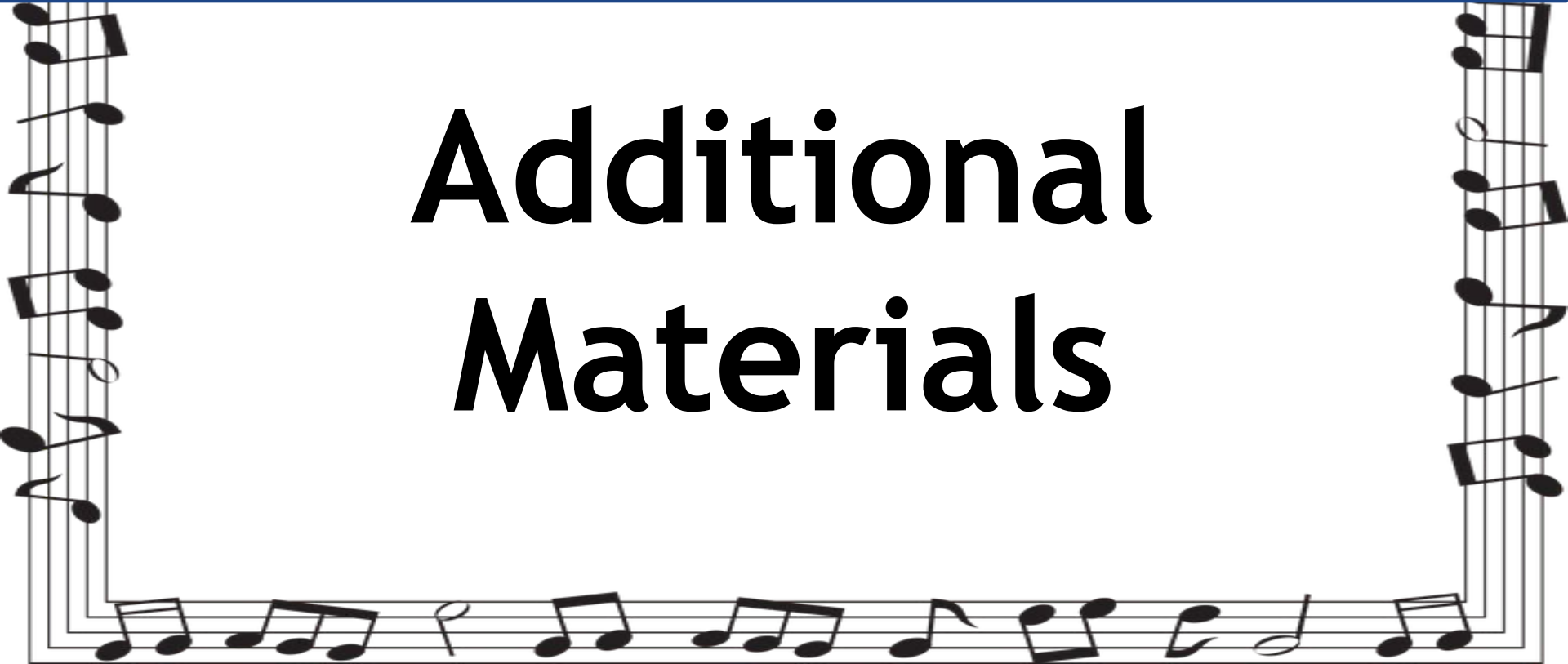
TRIPLETS



"AND"

TRY WRITING IN THE COUNTS,
SAYING THE RHYTHM AND
PLAYING THE RHYTHM

Additional Materials



THE BEST WAY TO COUNT 16TH NOTE RHYTHMS

THIS VIDEO GOES IN DEPTH WITH BREAKING DOWN 16TH NOTE RHYTHMS (YOU MAY WANT TO SKIP THE BEGINNING UNLESS YOU NEED THE REVIEW!)


SIXTEENTH NOTE SIGHT RHYTHMS – THE SHED

THIS ONE WILL HELP WITH “HEARING” WHAT THE RHYTHMS SHOULD SOUND LIKE.

RHYTHM PRACTICE

USE THIS VIDEO TO PRACTICE CLAPPING OR PLAYING ALONG WITH TRIPLETS AND SOME 16TH NOTES.

Self-Assessment



RHYTHM
SPELLING
CODE

FIRST, LOOK AT THE RHYTHM SPELLING CODE SHEET.

ONCE YOU'VE TRIED A FEW OF THE RHYTHMS, SEND A VIDEO OF YOU PLAYING A SECRET CODE TO YOUR ORCHESTRA TEACHER! (DON'T MAKE IT TOO COMPLICATED!)

Rhythm Spelling

A B C D E
 6 F G H I J K
 12 L M N O P
 17 Q R S T U
 22 V W X Y
 26 Z

"Spell" the following words by clapping the rhythm of each letter.

SONG	ROCK	REST	BASS	HEAR	STAFF
POP	FIDDLE	MUSIC	TUBA	FORM	