



Music Virtual Learning

6th Grade Orchestra

May 7, 2020



6th Grade Orchestra

Lesson: *May 7, 2020*

Objective/Learning Target:

Students will be able to identify music intervals.

Warm-Up



Relaxed Bows



It's all about your thumbs!
You will need a marker



You need your bow
and be ready to draw
on your hand!

Relaxed Bows



**Grab a pencil and try
some thumb flexes
with me!**

Lesson



What are intervals?

In music, intervals are the distance and relationship between two notes. They are labeled with a number.

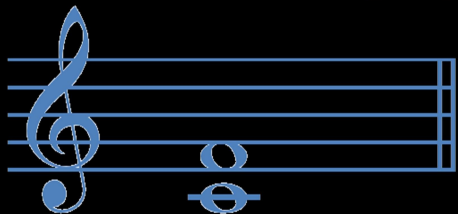
To find the interval, count up how many lines and spaces it takes to get from the first note to the next (include the line or space the first note is on)

Let's try one together. Count from open D up to A. It should be 5 notes apart, so we call this interval a 5th.



Why do I need to know this?

**MAY THE
FOURTH BE
WITH YOU**



Knowing intervals helps us better understand the distance in finger patterns and helps us play in tune.

Let's Practice

Can you identify the intervals in each measure?

Violin



Viola



Cello/Bass



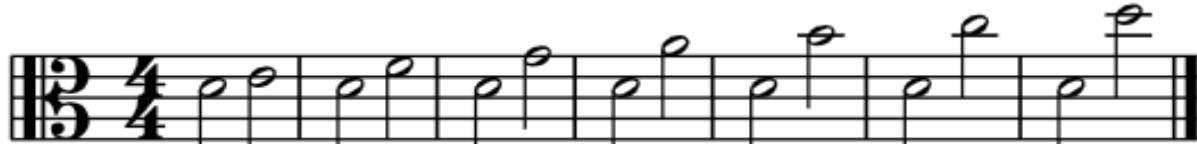
Answer Key

Can you identify the intervals in each measure?

Violin



Viola



Cello/Bass



Those were basic interval numbers, now let's learn how intervals have different relationships depending on how many $\frac{1}{2}$ steps are between the notes. Go through this tutorial:

Note: This tutorial is in treble clef

[Click Here](#)

Interval Chart


Semitone is another word for half-step

Number of semitones apart	Music interval	Notes
1	Minor 2nd	C - C#
2	Major 2nd	C - D
3	Minor 3rd	C - D#
4	Major 3rd	C - E
5	Perfect 4th	C - F
6	Augmented 4th / Diminished 5th	C - F#
7	Perfect 5th	C - G
8	Minor 6th	C - G#
9	Major 6th	C - A
10	Minor 7th	C - A#
11	Major 7th	C - B
12	Octave	C - C

If this is all new to you, don't stress if you don't get it just yet. Identifying intervals takes practice looking at them. Hearing what the intervals sound like helps us to identify them and helps us to play in tune. Listen to the example songs on the next slide of each interval.




Or $\frac{1}{2}$ step!



Jaws- Minor 2nd



**Happy Birthday-
Major 2nd**



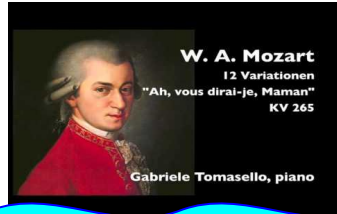
**Greensleeves-
minor 3rd**



**Lullaby-
Major 3rd**



**Love Me Tender-
Perfect 4th**

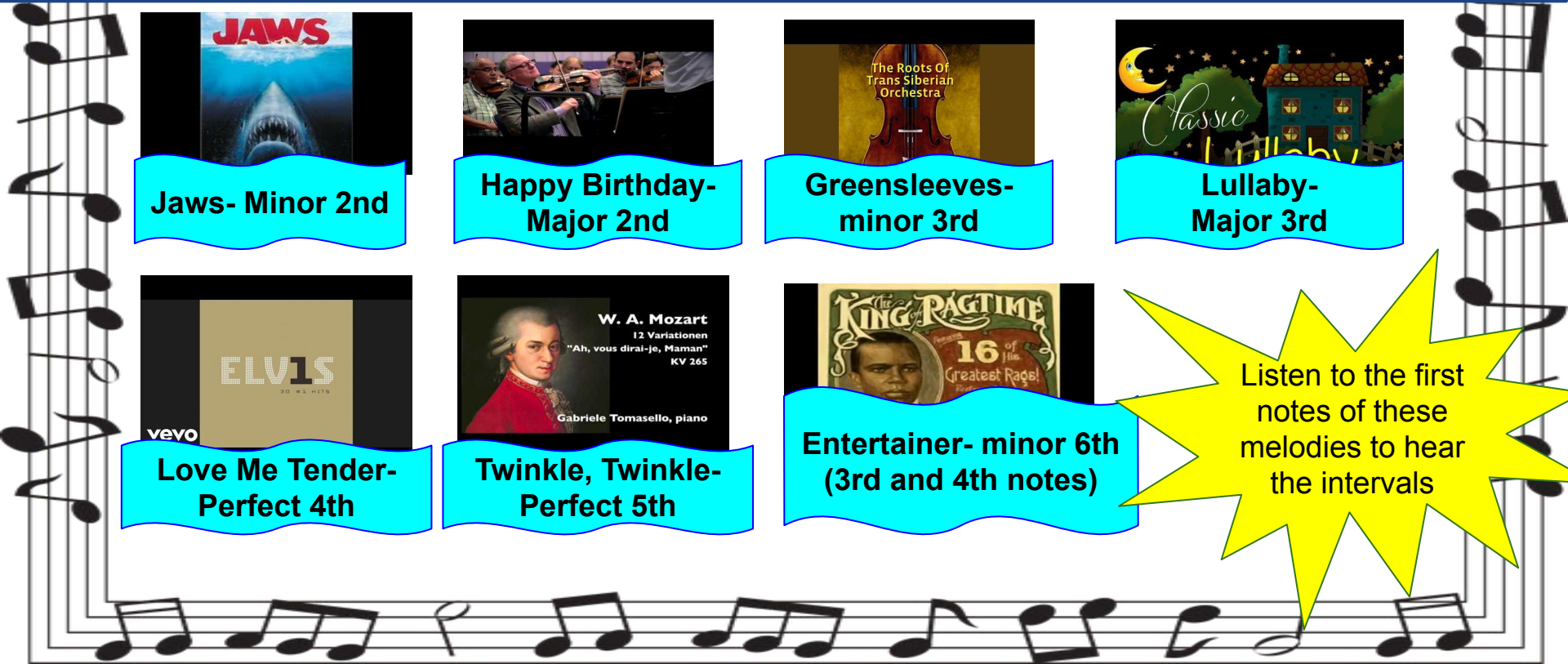


**Twinkle, Twinkle-
Perfect 5th**



**Entertainer- minor 6th
(3rd and 4th notes)**

Listen to the first notes of these melodies to hear the intervals





**NBC Chime- Major
6th**



**Somewhere-
minor 7th**



**Don't Know Why-
Major 7th**



**Somewhere Over the
Rainbow- Octave**

Review

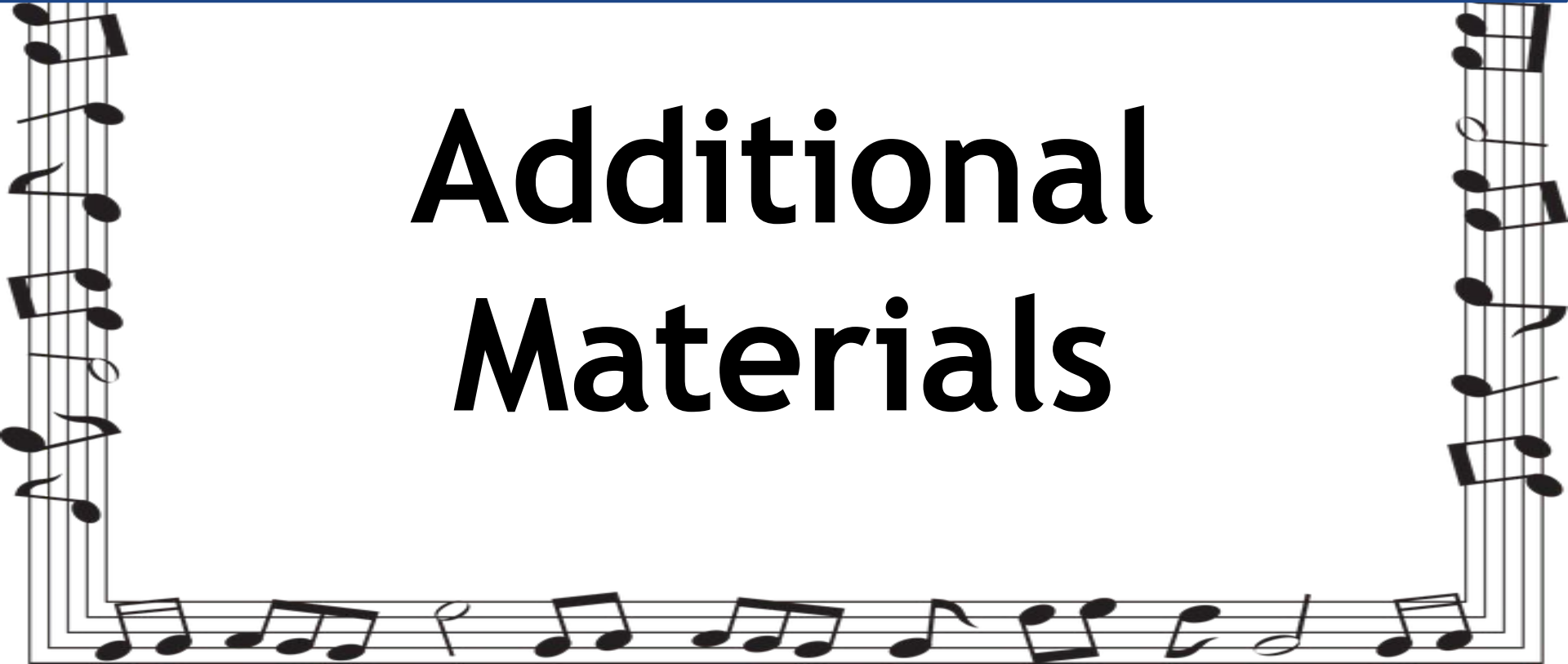


See if you can identify some of the intervals in this exercise:


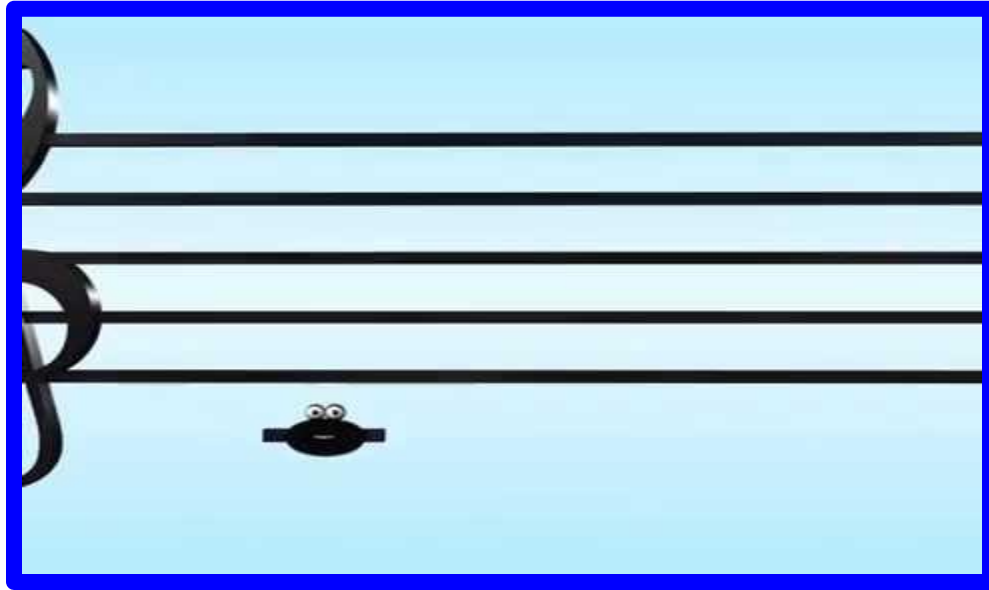
<https://www.musictheory.net/exercises/interval>

Go to settings in the top right corner to change to alto or bass clef


Additional Materials




Interval Song



Self-Assessment





**Go back to slide 10
and try playing the
intervals on your
instrument to explore
how they sound and
feel.**

