



Music Virtual Learning

Middle School

Music Appreciation/Choir

April 28, 2020



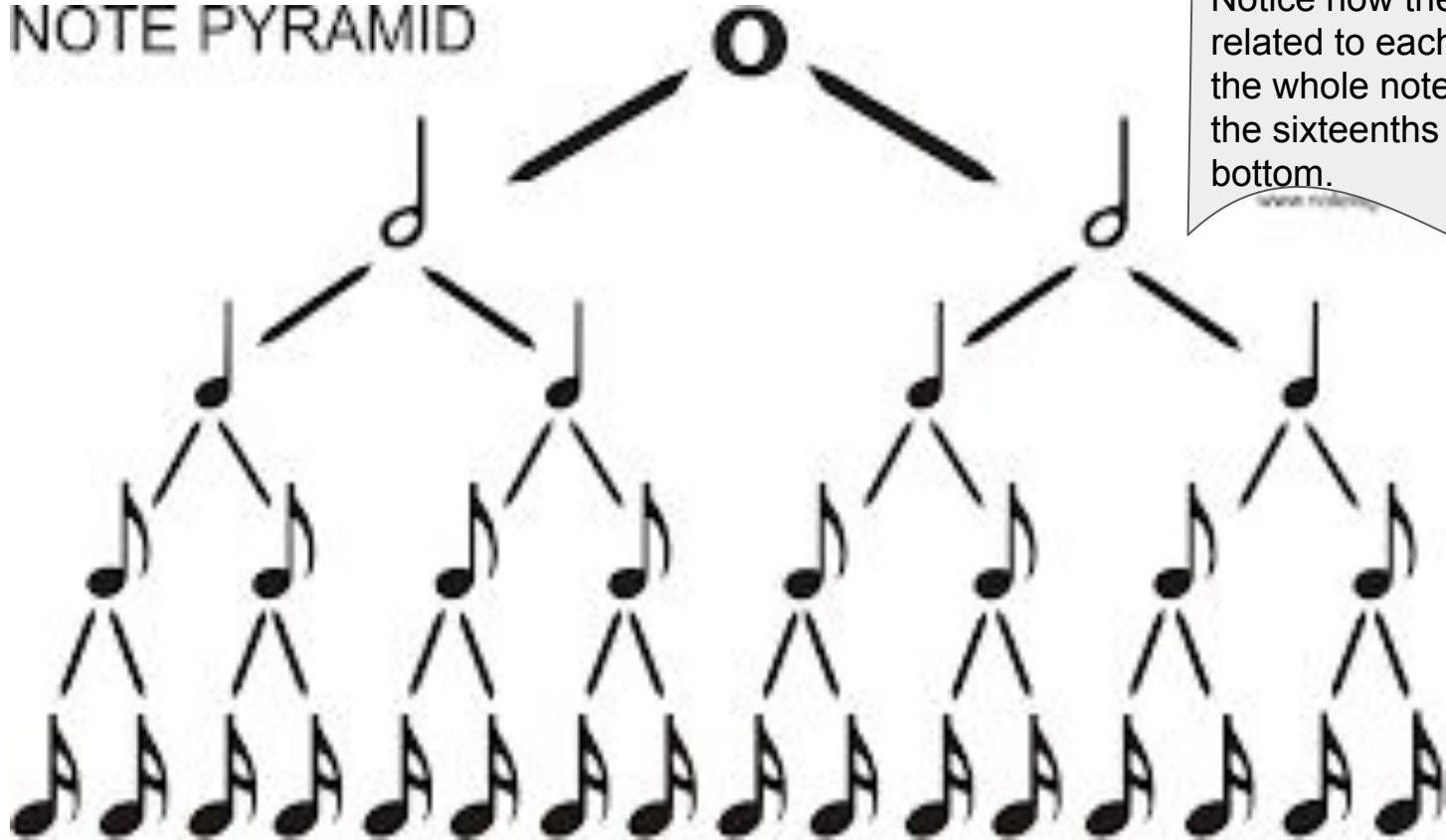
Lesson: April 28, 2020

Objective/Learning Target:

Students will perform all notes and rests.
Create and Perform































Let's Review!

NOTE PYRAMID



Notice how they are all related to each other: from the whole note at the top to the sixteenths notes at the bottom.

Review of rests:

		Whole Rest														
		Half Rest														
				Quarter Rest												
								Eighth Rest								
																Sixteenth Rest


Great work!

Here's an awesome video to review all these rests and notes as well. It will make even more sense after watching [this](#).



Now, let's PERFORM together.

Practice [this song](#) a few times. It's all rhythms that we've reviewed this week. You can clap your hands for your instrument or pick one from around your house. After you've played it three times by yourself, find someone in your house to perform it for!



Just for fun:

If you would like further practice performing and playing, check out these videos. You can use home instruments of your creation, or just clap your hands, stomp your feet, tap a table. Get as creative as you'd like.

[Check this out!](#)

[Or this one!](#)

[Wanna try this one?!](#)

