



Elective Virtual Learning

6th Grade Intro to Gateways

Intro to Cryptology Through Micro:it

May 15, 2020



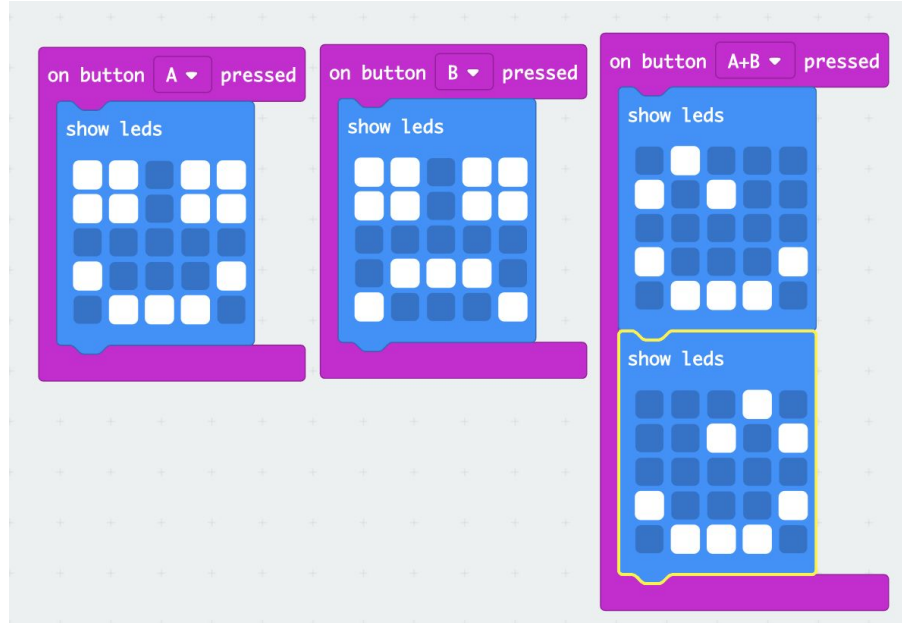
7th & 8th Grade Multimedia
Lesson: May 15, 2020

Objective/Learning Target:
I can develop my understanding of cryptography in programming computers.

Warm-Up

Quick Write

What does this code do?



If you do not know, go to [MakeCode](https://scratch.mit.edu), type or put the blocks in and run it to see!

Lesson Introduction/Background Information:

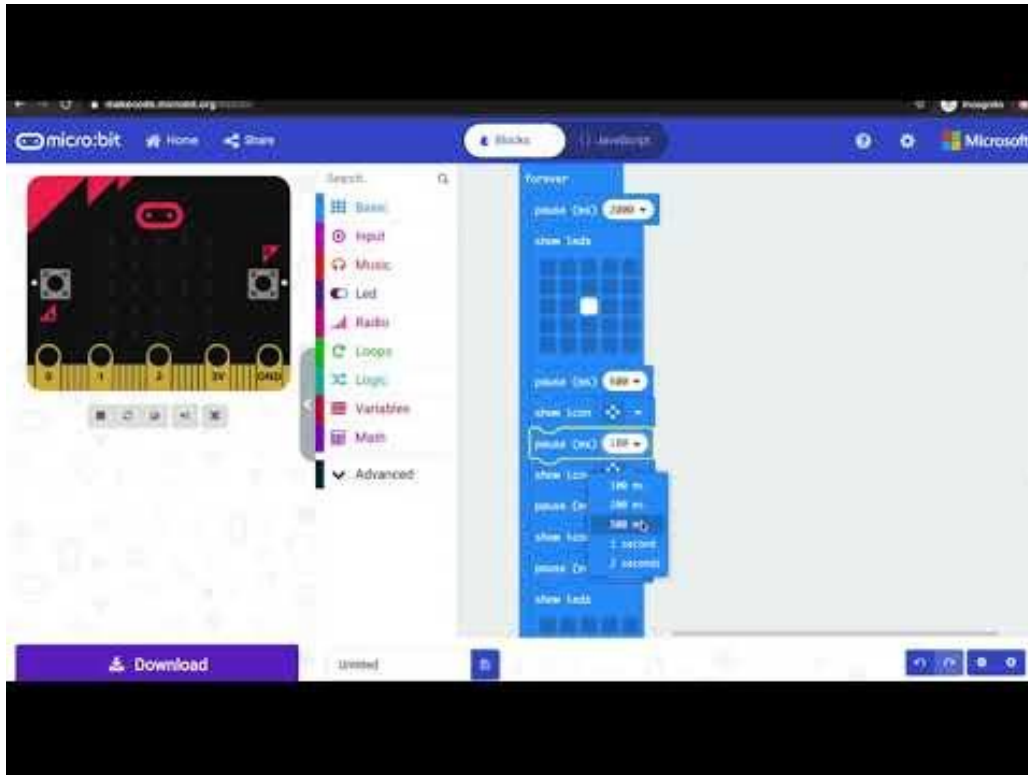
Let's continue our code in Micro:bit

Being away from school and staying at home may have left many of us stressed out. Today's lesson shows us the usefulness of microcontrollers like the micro:bit and how technology can be used for helping us and others.



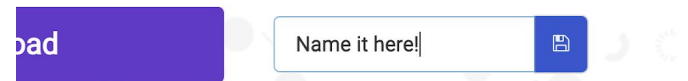
Practice:

Now that you know you will be creating the Code for a calming device, let's get started. Let's watch the next steps. Make sure you are in [MakeCode](#)



Remember!
You can fully code this and try it out on your chromebook or device!

Instead of downloading, you can name it and it will save for the next time you need to use a little calm!



Continued Practice:

Use your program when you are stressed.

Self-Assessment:

- ❑ What did you create? Share it with someone in your house
- ❑ Feel free to download and share the code with me and I will send you a video of it in action on the physical micro:bit

Email your
teacher if you
have questions



lisa.douthit@idschools.org