



## Elective Virtual Learning

# 7th & 8th Grade Multimedia

2nd Project with Vectr: Create a Cartoon-Style Character

April 13, 2020



7th & 8th Grade Multimedia  
Lesson: April 13, 2020

**Objective/Learning Target:  
Understand styled-media & practice use of Vector tools**

## Warm-Up #1

### Reflection:

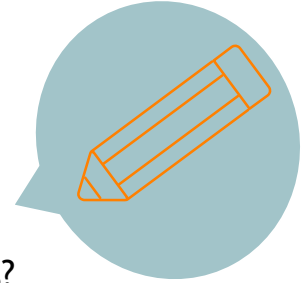
How did your Personal Logo look?

Can you describe why your logo represents you?

What questions do you have to be able to keep creating vector graphics?

What questions do you have about using Vectr?

(send questions to [lisa\\_douthit@isdschools.org](mailto:lisa_douthit@isdschools.org) )



### Action:

If you have not finished your logo, continue to work on it.

## Warm-Up #2

What are your favorite animated characters?

Write a few down on the [focus sheet here](#)

**NOTE:** Only do the quick write. You will complete the bottom portion of the sheet after the practice on the next slide.

## Lesson Introduction/Background Information:

In your last lesson we learned about your personal brand and how that can translate into a design.

Today we are going to look at the inspiration, characteristics and styles that can emerge from creating cartoon or animated characters.

There is no one better to look to than the creative artists, engineers and storytellers at Pixar.

Watch the following Video

[Characters: Internal vs. external features](#)

## Practice:

Go back to the [Focus Sheet](#)

Complete the study of the character from Up

Complete the external attributes of one of the characters you wrote down in the quick write

What would you look like as a specific Cartoon-Style?

[Click Here to Go to this Slide](#)

Can you identify the cartoon style each self-portrait has?

## Continued Practice:

Take time to explore and practice the vectr.com tool you have already learned & create whatever you would like. Practicing before the next tutorial will keep your skills sharp.

## Self-Assessment:

What questions do you have?

What things are you struggling with?

What can you share with others or your teacher.

Also check the cartoon challenge answers [here](#).

Email Me!



[lisa.douthit@isdschools.org](mailto:lisa.douthit@isdschools.org)

Next Lesson we will learn how to copy a cartoon-style in Vectr

# Continued Practice:

Below are submission from a Character Style Creation Challenge where artists were asked to reimagine themselves by drawing the same character multiple times in the styles of as many famous cartoons as possible. Can you guess the famous cartoon? One of them is the artists real self portrait, cartoonized in their own style.





# Cartoon-Styles Answers:

Did you guess any of the Cartoon-Styles? Why do people recognize styles like this?




personal style      Marvel      South Park      The Simpsons      Disney



anime      6teen      Totally Spies      Tim Burton



More on the next slide



#StyleChallenge @joaslin


joaslin (me)

Emoji

Dragon Ball Z

South Park

The Simpsons



my style

the cleveland show

the fairly odd parents

Bob's burgers

peanuts

the powerpuff girls

the simpsons

arthur



RAYNDREW

Rayndrew

# Cartoon-Styles Answers:

Did you guess any of the Cartoon-Styles? Why do people recognize styles like this?

