



Elective Virtual Learning

7th & 8th Grade Multimedia

Telling a Story through Graphic Media

April 20, 2020




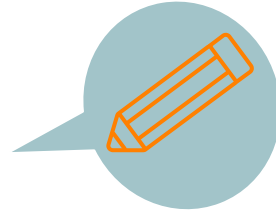
7th & 8th Grade Multimedia
Lesson: April 20, 2020

**Objective/Learning Target:
Creating a collage & message in Adobe Spark**

Warm-Ups:


Quick Write: List your top 5 favorite things-

- 1.
- 2.
- 3.
- 4.
- 5.



Look at your Logo or Character from your Vectr Projects.

Download one or both of them--we will use it later in this lesson.



Lesson/Background:


What is Adobe Spark?:

Adobe Spark is a web & mobile app that allows everyone to easily create and share awesome visual stories. It consists of 3 main story formats:

- Spark Page turns stories into modern, attention-grabbing web pages.
- Spark Post enables you to create cool social graphics in seconds.
- Spark Video lets you turn your story into an animated narrated video in just minutes.

Then, share with your teachers, friends, family, and the world!

Adobe Spark is FREE for all students & teachers!

Click on the  Graphic below to learn how to log easily with your school account.



Practice:

Once you are logged in:

Go back to the list you made of your favorite things- have them handy.

Make sure you have your logo or character from Vectr downloaded where you can find it on your device or chromebook.

We will be starting with a Spark Post - today this will be a collage.

Watch the video to create your first Spark Post Collage.

[Let's Create a Spark Post](#)

Self- Assessment:


**Why do you think when working with your collage,
Spark suggests colors for your text?**

Share your work with me & be sure to copy your teacher or family if you choose!

See the short video on how to download your Post
[HERE](#)



lisa_douthit@idschools.org



Extend Your Learning:

Remember that logo & character you made in Vectr? Why is branding & logos so important?

Watch this video about [The Art of Logo Design](#)

Did you know you can also create logos in Adobe Spark? Pull up a square Post page & explore a bit.

Here are some samples from [4th graders](#) & [high schoolers](#) from an other school.